

Zype Personal Loan

Benefits of Zype Personal Loan



Loan Amount

- Credit line up to ₹5 lakhs



Tenure

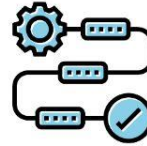
- 3 months to 12 months

Benefits of Zype Personal Loan



Interest Rates

- 18% to 39%



Application Process

- No paperwork
- Fast & easy process

Benefits of Zype Personal Loan



Others

- Multiple loans
- Instant processing & disbursal
- Rewarding payments
- No document uploads
- Seamless experience
- Check your credit score for free
- Instant loan approval
- Make utility bill payments
- Track money effortlessly
- Flexible EMIs
- Low processing fee

Eligibility Criteria Salaried

- **Age Group:** 25 - 45 years
- **Income Range:** ₹20,000+
- **Documents Required:**
 - **Identity proof:** Any one of the documents - Passport, PAN Card, Ration Card, Aadhaar Card, Voter's ID Card, Driving Licence, or any other government-approved ID
 - **Address proof:** Any one of the documents - Telephone bill, Electricity bill, Passport, Ration card, Rental agreement, Aadhaar card, or any other government-approved ID
 - **Income Proof:** Salary certificate, Recent salary slip, Employment letter, etc



Other Eligibility Criteria

- You must be a resident of India

Application Process

Please keep the following documents and details handy to start the process:

- Your Aadhaar card and
- PAN card

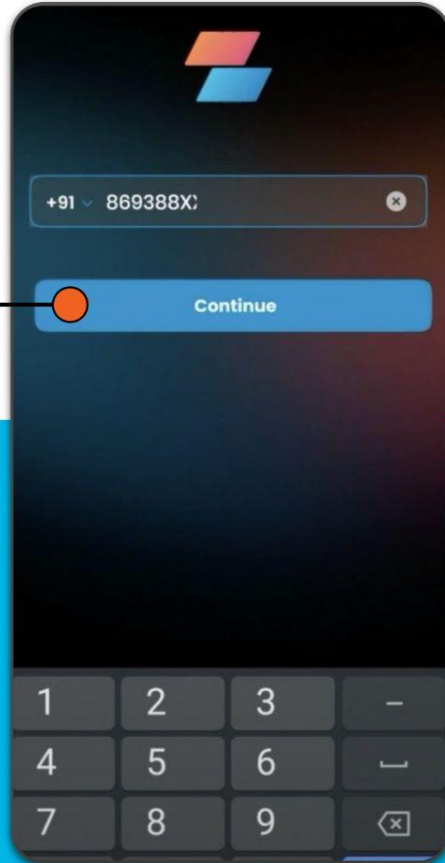
So, let's start!

- Visit the Zype Personal Loan website by clicking on the link shared by your advisor and start the application journey.



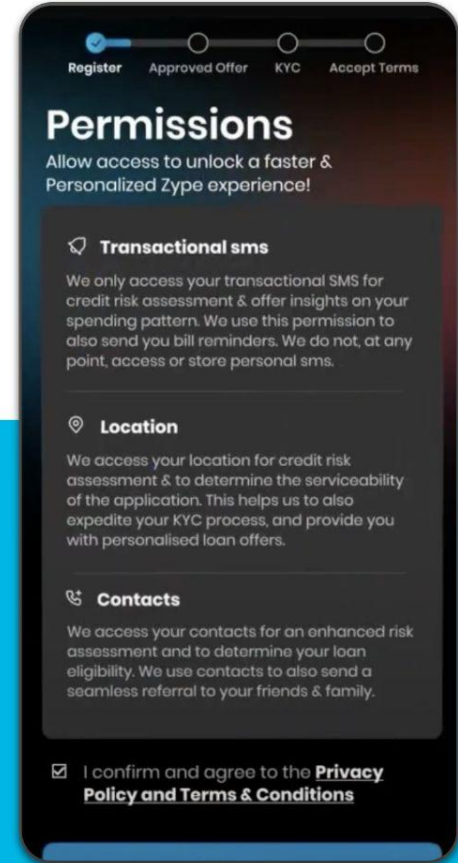
01

- Enter your phone number and click on 'Continue'
- Enter the OTP sent to your mobile number and verify



02

Allow all mandatory permissions

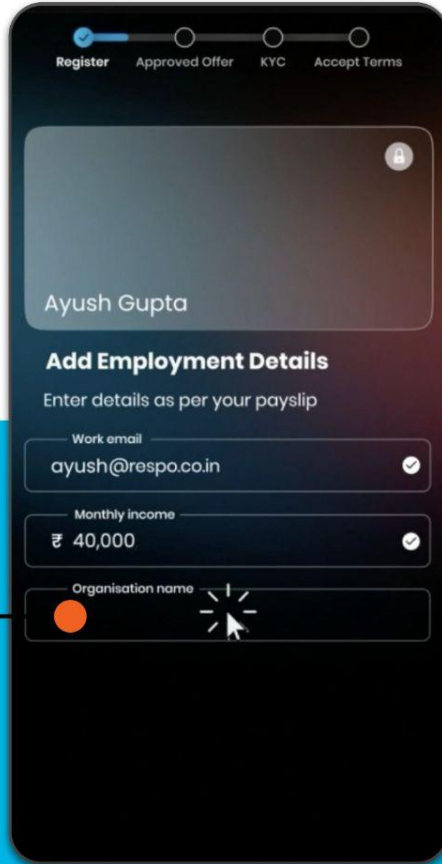


03 Enter your personal details such as full name, PAN number, date of birth, email and proceed



04

Enter your work details such as employment type, office email, monthly salary and organisation name



Progress bar: Register (checked), Approved Offer, KYC, Accept Terms

Ayush Gupta

Add Employment Details
Enter details as per your payslip

Work email: ayush@respo.co.in ✓

Monthly income: ₹ 40,000 ✓

Organisation name: [loading spinner]

05

Enter the OTP sent to your work email and verify



Progress bar: Register (checked), Approved Offer, KYC, Accept Terms

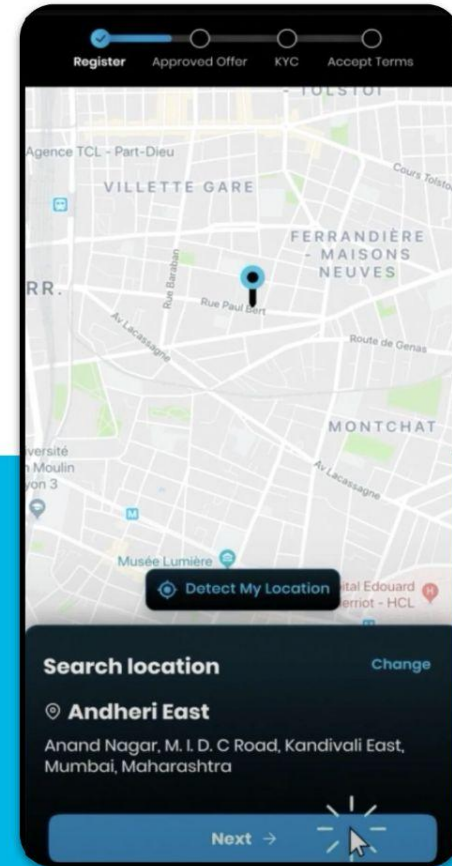
Ayush Gupta

Enter OTP sent to your work email
ayush@respo.in

5 6 7 4 6 8

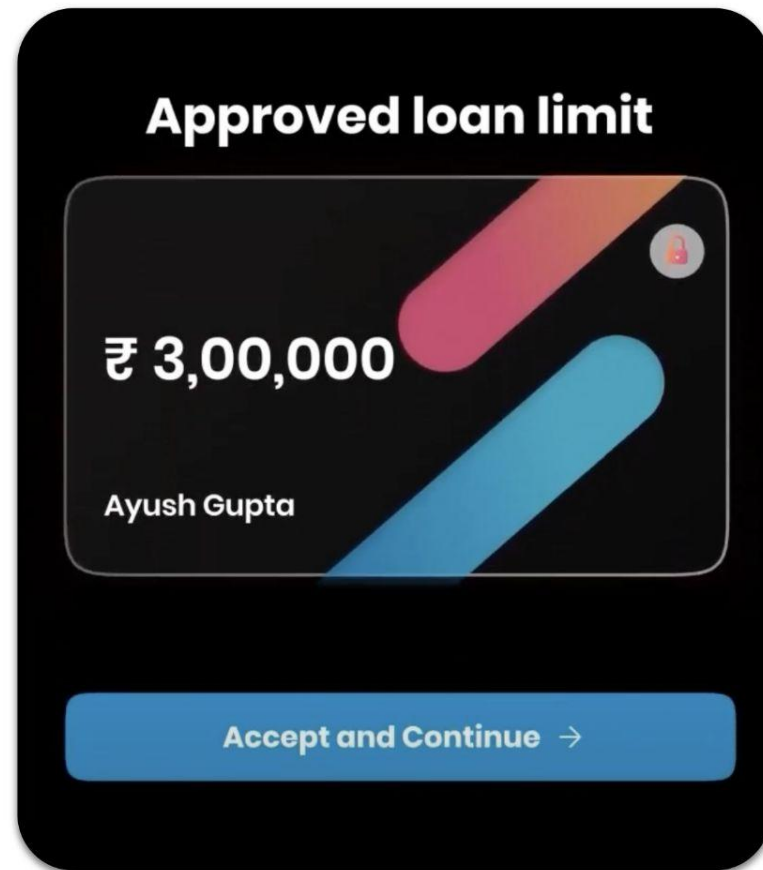
Didn't receive the OTP? Resend in 00:35

06 Add your full address and click on 'Save and Confirm'



07

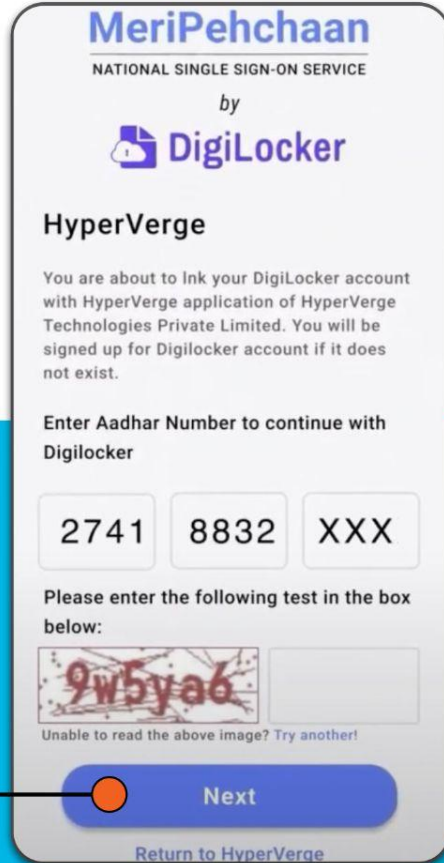
A personalized credit offer is generated after evaluating your profile, click on 'Accept & Continue'



07

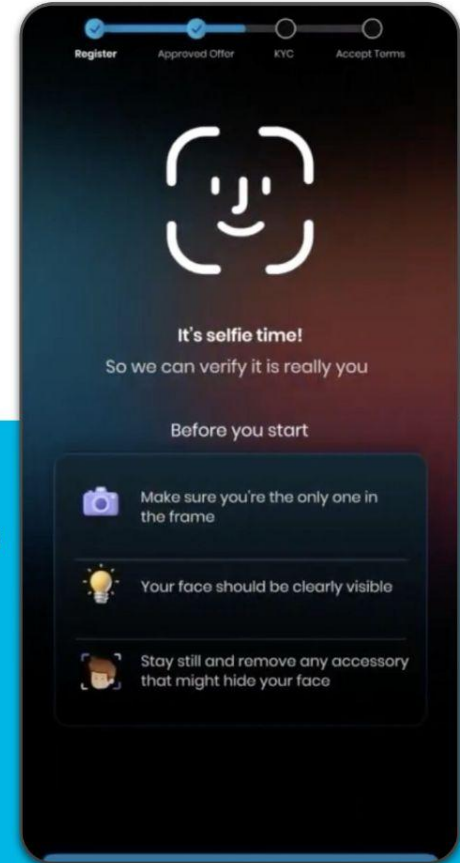
To activate your Zype credit line, enter your Aadhaar number, security code and click on 'Next'

Enter the OTP sent to your Aadhaar linked mobile number and click 'Continue'



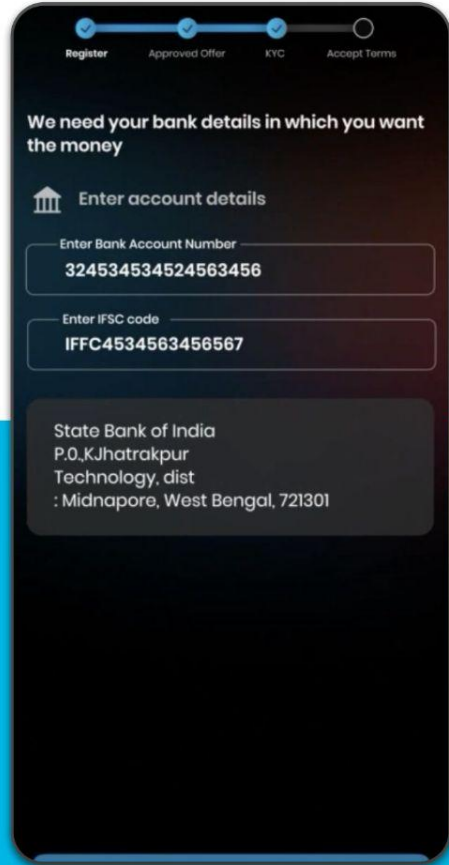
08

Once your Aadhaar is verified, take a selfie to complete your KYC and confirm your identity



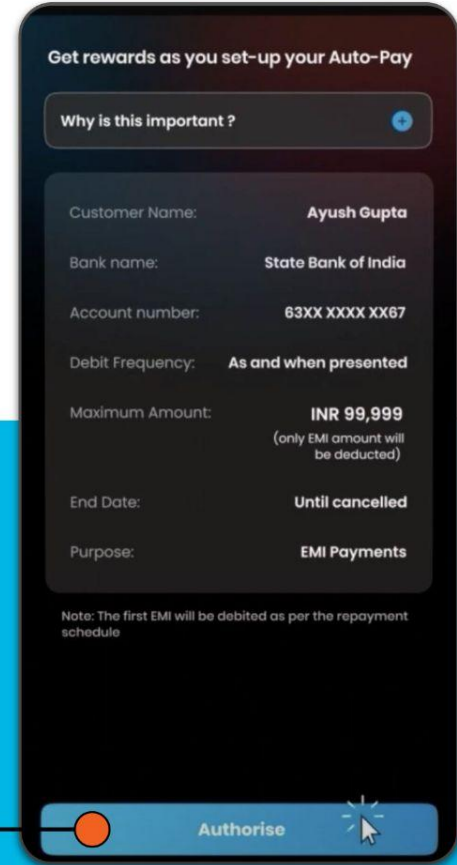
08

Add your bank account details and confirm



09

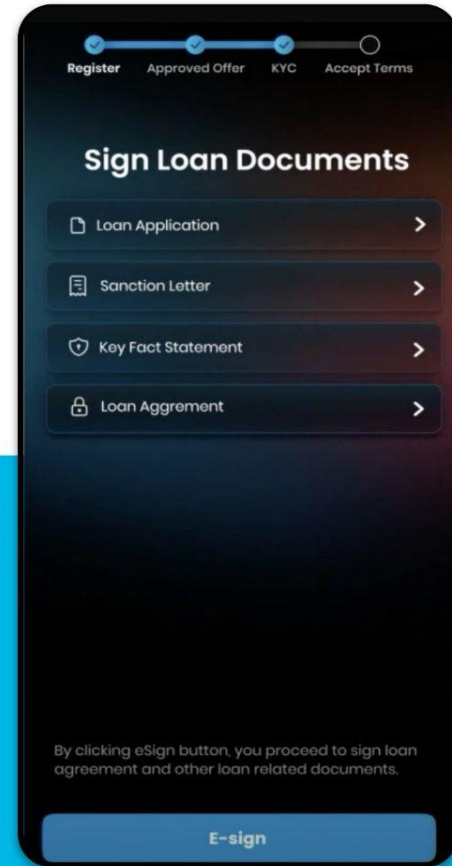
Set up autopay



10

Sign the loan documents

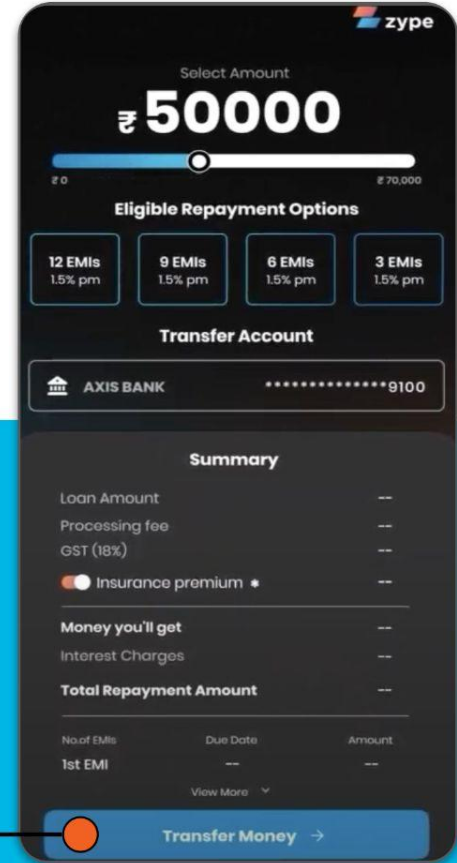
Now you are ready to use Zype credit line



11

To transfer money from Zype Credit Line to your bank account, select your loan amount, EMI plan & click on 'Transfer Money'

The money will be transferred to your account instantly



Help & Support

FAQs

- ❑ **How long does it take to disburse the personal loan?**

After activating your credit line, you can simply transfer your desired loan amount to your bank account in less than 5 minutes.

- ❑ **Will Zype Personal Loan affect my credit score?**

Repaying your Zype personal loan on time will help you to improve your credit score, which lets you avail higher loans at lower interest rates.



Congratulations!

Enjoy the benefits of Zype Personal Loan.